






**LEGENDE Medien Planung DREWAG Trinkwasser:**


	Trinkwasser
	Vorhaltung Auszugsgrube
	Rückbau Leitungen
	Provisorium
	Trinkwasser Relining
	Trockenleitung Düker

1. Tektur

<b>Generalplaner:</b>	<b>Arbeitsgemeinschaft</b>   <b>EIBS</b> Planungsbüro Straßen-, Wasser- und Tiefbau mbH Dresden Am Hauptbahnhof 1 01067 Dresden Tel.: 0351 46430-10 Fax: 0351 46430-109	<table border="1" style="width: 100%; border-collapse: collapse;"><tr><th style="width: 15%;">Datum</th><th style="width: 85%;">Name</th></tr><tr><td>07/2020</td><td>Sch</td></tr><tr><td>07/2020</td><td>Gill</td></tr><tr><td>07/2020</td><td>Kum</td></tr></table>	Datum	Name	07/2020	Sch	07/2020	Gill	07/2020	Kum
Datum	Name									
07/2020	Sch									
07/2020	Gill									
07/2020	Kum									
Dresden, den 03.07.2020 	Projekt-Nr.: 22.8681/02									

A diagram showing the steps to make a paper airplane. It consists of a horizontal strip divided into nine numbered sections. 
 1. A paper strip is shown. 
 2. The strip is folded in half. 
 3. The wings are folded towards the center. 
 4. The wings are folded again, closer to the center. 
 5. The wings are folded a third time. 
 6. The wings are folded a fourth time. 
 7. The wings are folded a fifth time. 
 8. The wings are folded a sixth time. 
 9. The wings are folded a seventh time. 
 A red triangle highlights the area between steps 4 and 5. A pair of scissors is shown at the end of the strip, indicating where to cut.

## FESTSTELLUNGSENTWURF


 Stadtbahn 2020  
 Teilabschnitt 1.2  
 Nossener Brücke / Nürnberger Straße

aufgestellt:  
Dresdner Verkehrsbetriebe AG  
Center Infrastruktur

2.2. Juli 2022

Seifert  
Vorstand Personal

V. Zimmermann  
Centerleiter T4