LONGITUDINAL SECTION
LAENGSSCHNITT

M: 1:200

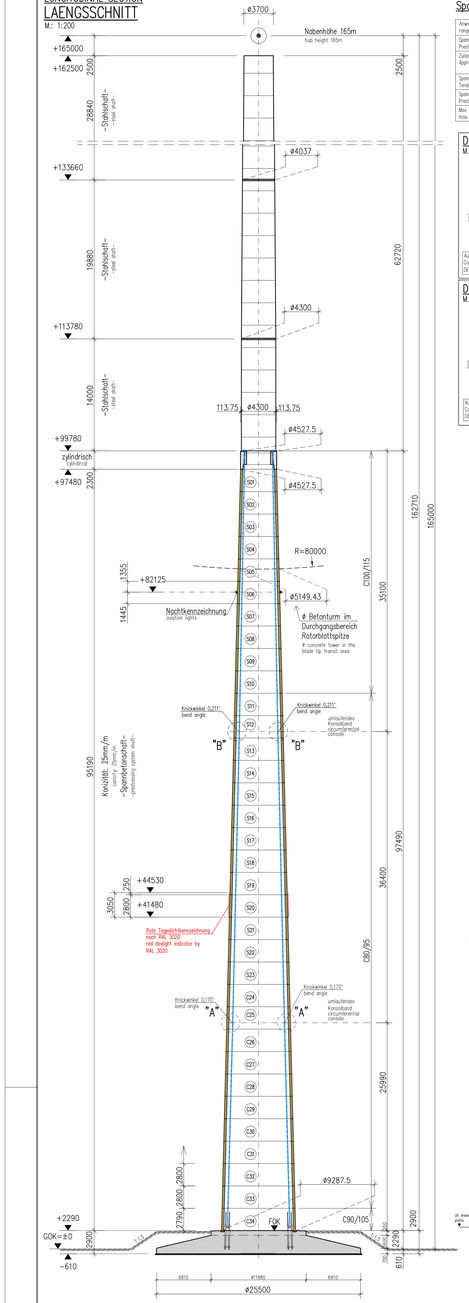

Spannverfahren/Prestressing system

Anwendungsbereich: range of application:		DBI
Spannverfahren: Prestressing system:	SUSPA	Drahtspannsystem SUSPA-Grafit EX
Zulassung: Approval:	SUSPA	Z-13.73-2008/10 Z-13.73-10198 Z-13.5-141
Spanngliedbezeichnung: Tendon designation:	SUSPA	SUSPA EX-84
Spannstahl: Prestressing steel:	SUSPA	St 1570/1770
Max. Vorspannkraft: max. prestressing force:		F_{m0max} = 4123 kN

DETAIL "B"
M: 1:25

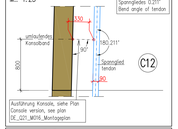

DETAIL "A"
M: 1:25

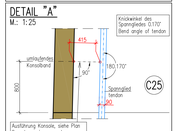

UEBERGANGSSTUECK TRANSITION PIECE

M: 1:10

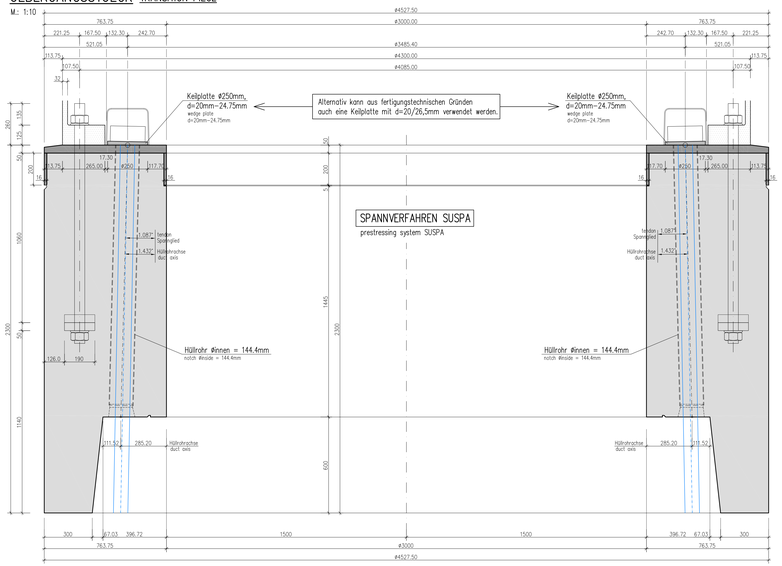

KOPFAUSBILDUNG – DRAUFSICHT
TOP OF ADAPTER – TOP VIEW

M: 1:10

SPANNVERFAHREN SUSPA
prestressing system SUSPA

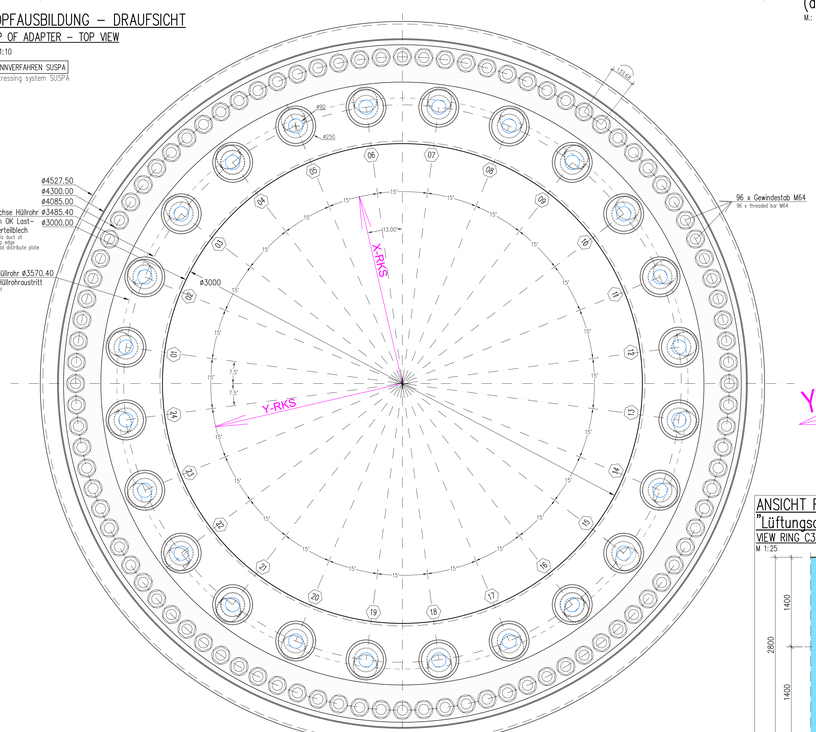

FOUNDATION CROSS SECTION
FUNDAMENT – QUERSCHNITT

M: 1:25

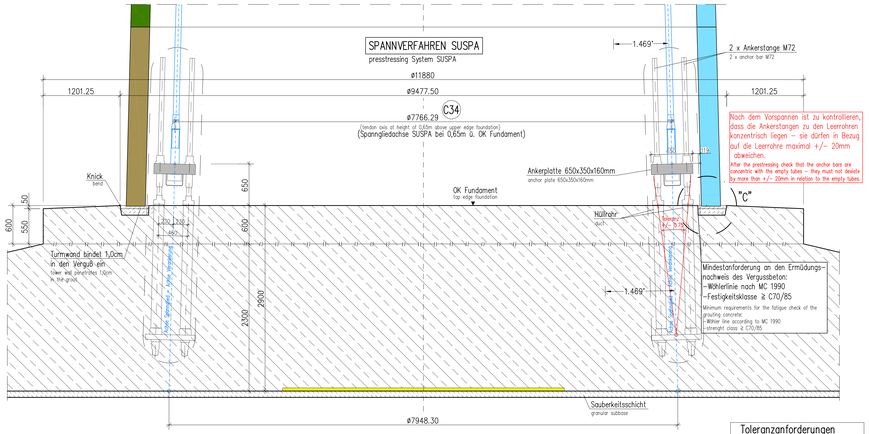

Noch dem Vorspannen ist zu kontrollieren, dass die Ankerstangen zu den Leerrohren konzentrisch liegen – sie dürfen in Bezug auf die Leerrohre maximal +/– 20mm abweichen.

After the prestressing check that the anchor bars are concentric with the empty tubes – they must not deviate by more than +/– 20mm in relation to the empty tubes.

Detail "C" (Vergußnut)
Detail "C" (grouting gap)

M: 1:10

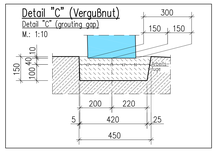

Ansicht "TÜR" (von Innen)
View "door" (inside)

M: 1:25

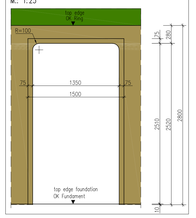

FOUNDATION FLOOR PLAN
(at the heigt of 0.65m above top edge foundation)

FUNDAMENT – GRUNDRISS
(auf H=0.65m ü. FOK)

M: 1:25

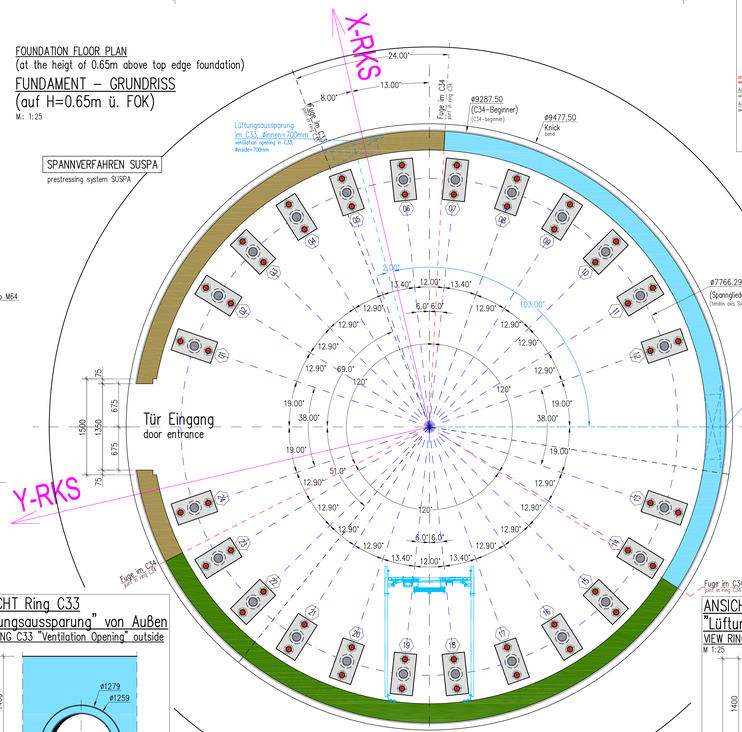

Toleranzanforderungen nach dem Vorspannen
Tolerance requirements after prestressing
(nicht maßstäblich)

Scheme arrangement odd C– and S–rings
Scherna Anordnung ungeradzahliger C– und S–Ringe

M: 1:50

Gültig für C33, C31, C29.....S01
valid for

DREHUNG 60° im Uhrzeigersinn
Rotation ring clockwise 60°

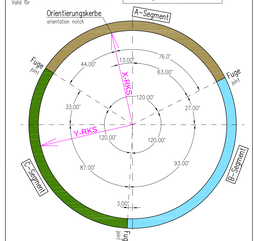

Scheme arrangement even C– and S–rings
Scherna Anordnung geradzahliger C– und S–Ringe

M: 1:50

Gültig für C32, C30, C28, ...S02
valid for

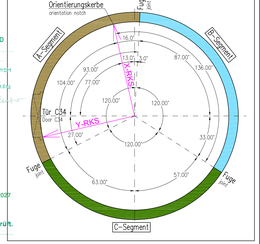

3555464-10-e
Reviewed by TÜV SÜD
See Report Review 2022-08-19
TÜV SÜD Industrie Service GmbH
Wind Turbines
Chief Eng. Expert Eng.

3555464-10-d
In bautechnischer Hinsicht geprüft.
See Report Review 19.08.2022
TÜV SÜD Industrie Service GmbH
TÜ Amt für Sicherheit von Windenergieanlagen
Der Sachbearbeiter Der Leiter

TYPENPRÜFUNG Geltungsdauer
5 Jahre/Weitergeltung bis 18.08.2027

ANSICHT Ring C33
"Lüftungsaussparung" von Außen
VIEW RING C33 "Ventilation Opening" outside

M 1:25

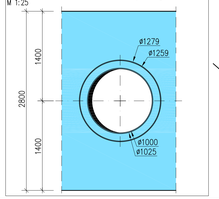

ANSICHT Ring C33
"Lüftungsaussparung" von Außen
VIEW RING C33 "Ventilation Opening" outside

M 1:25

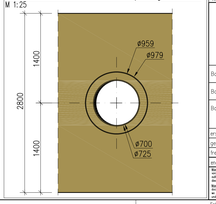

Ausführungsdetails
siehe Plan M016
execution details
see plan M016

enn energy systems GmbH
enn 160 6.0MW
Stahl-Beton-Hybridturm 165m NH,
Rotordurchmesser 160m
DIBt 2015 WZ 5
IEC 61400-1, IEC class S

enn energy systems GmbH
enn 160 6.0MW
steel-reinforced-hybridtower 165m HH,
rotor diameter 160m
DIBt 2015 WZ 5
IEC 61400-1, IEC class S

Änderung:	Beschreibung			