Schnitt A-A
(1 : 25)

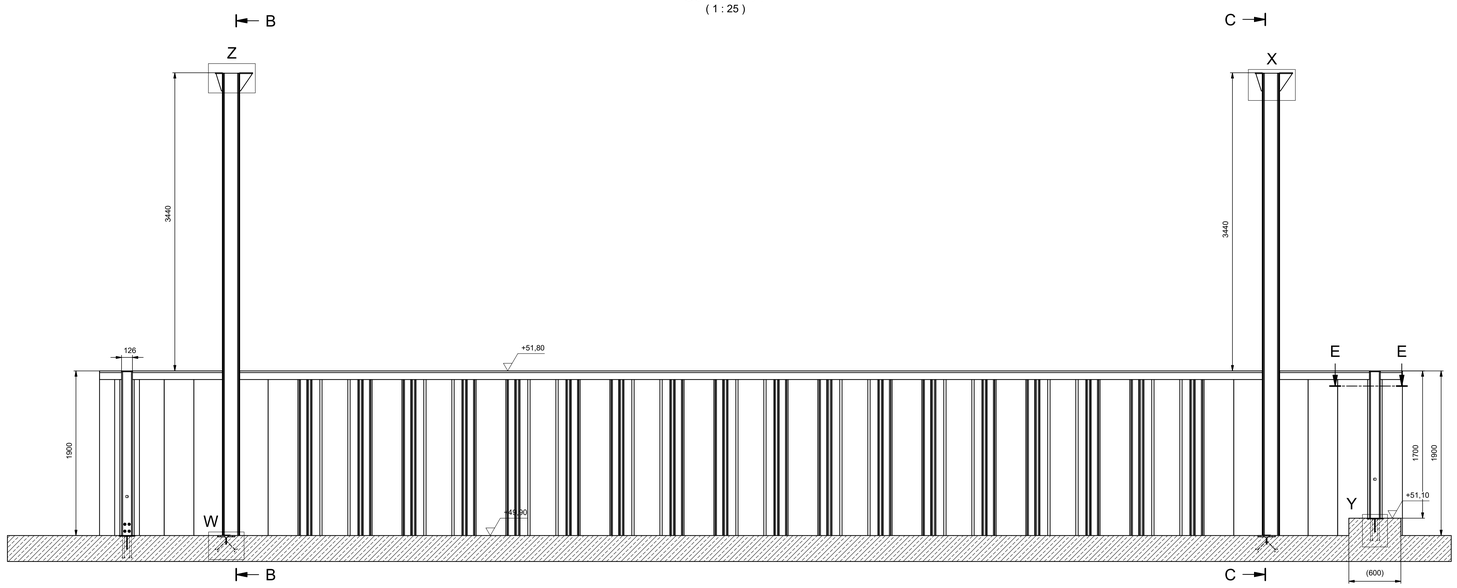

Schnitt C-C
ohne Bauwerk dargestellt
(1 : 25)

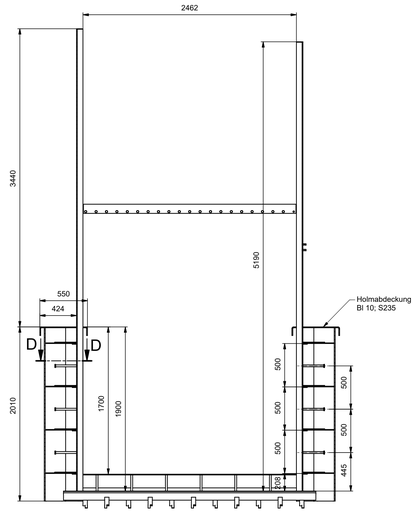

Schnitt B-B
ohne Bauwerk dargestellt
(1 : 25)

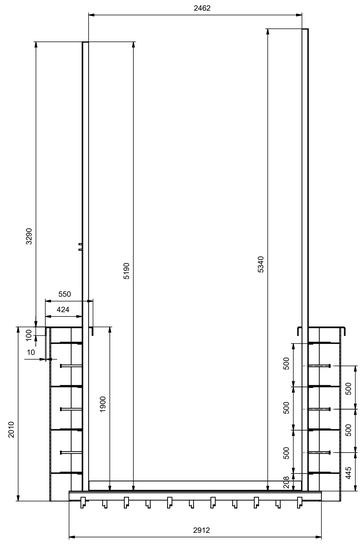

Führungsrahmen
Revisionsverschluss
(1 : 20)

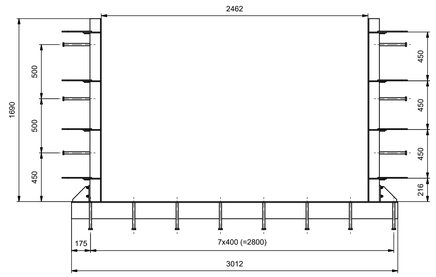

Draufsicht
(1 : 25)

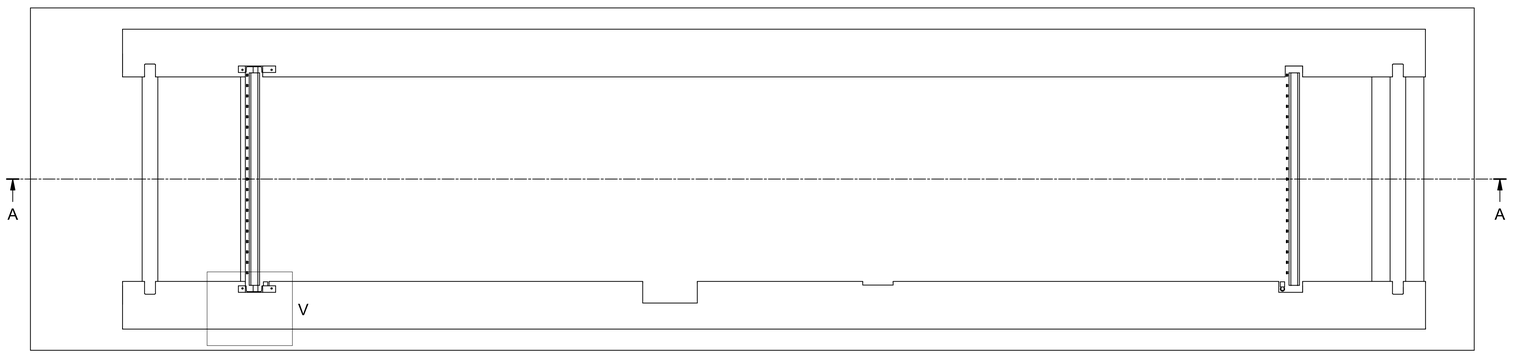

Detail W
(1 : 10)

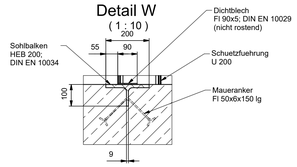

Detail Y
(1 : 10)

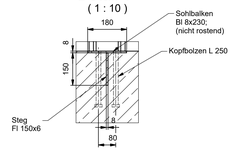

Detail V
gilt für Ober- und Unterhaupt,
Antriebsseitig
(1 : 10)

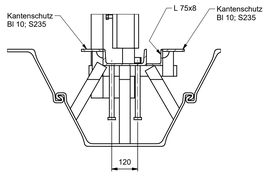

ISO - Ansicht
(1 : 50)

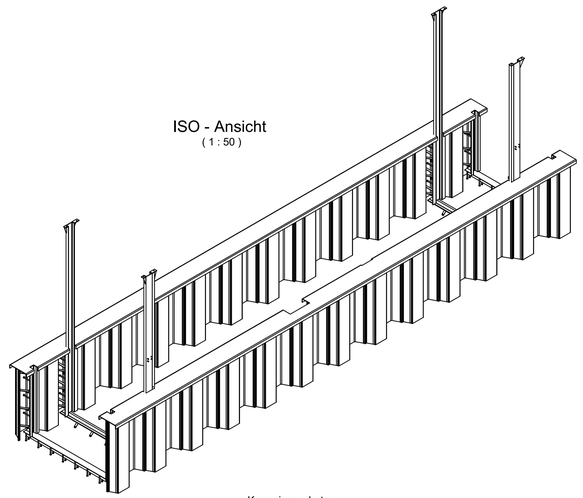

Schnitt D-D
(1 : 10)

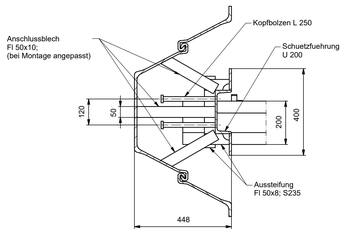

Schnitt E-E
(1 : 10)

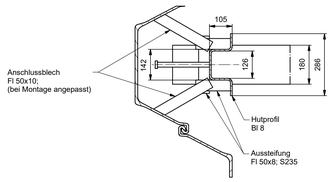

Detail Z
(1 : 5)

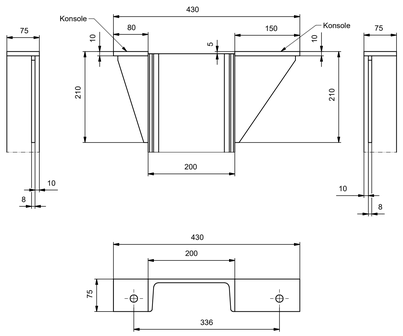

Detail X
(1 : 5)

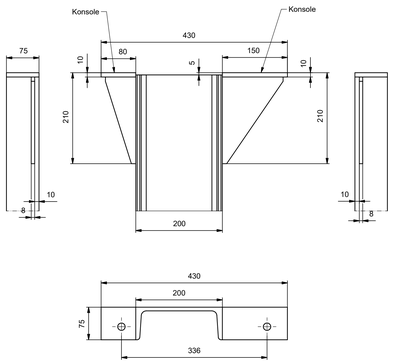

Korrosionsschutz:
Wasser beaufschlagte Teile Im 1/L
Luft beaufschlagte Teile C4/L
nach ZTV-W LB 218 (Ausg. 2009)
und DIN EN ISO 12944

Alle Maße sind am Bauwerk zu überprüfen

Toleranz:	Oberfläche:	Maßstab: 1:25	Position:	Masse: 5515,46 kg	
		Entwurfszeichnung			
	Datum	Name			
Gez.	06.03.2019	Surm	Übersicht Feste Teile		
Kontr.	06.03.2019	Kieslbauch	Schleuse 42		
Norm.					
Ingenieurbüro Döhler GmbH & Co. KG			Blatt 2		A0
17235 Neustrelitz, Rudower Str. 53 Tel.: 03981-237574, Fax: -237356					
Zust.	Änderungen	Datum	Name	Dateiname: Wehr 42_kpl.iam	