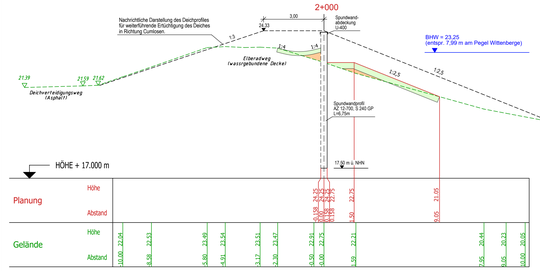

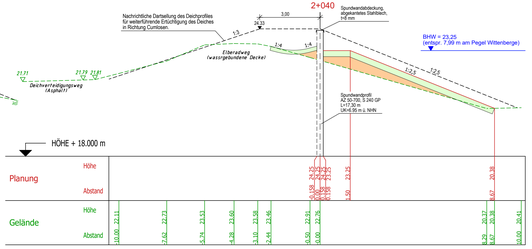

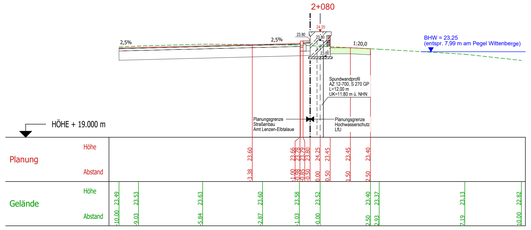

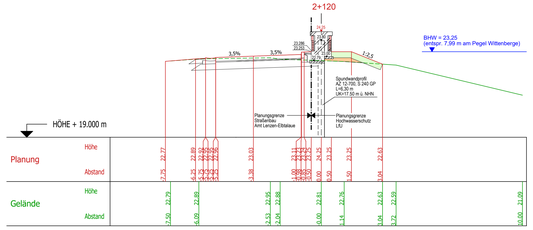

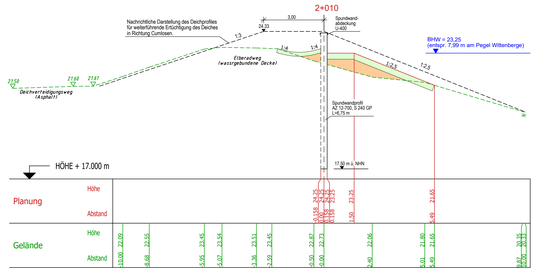

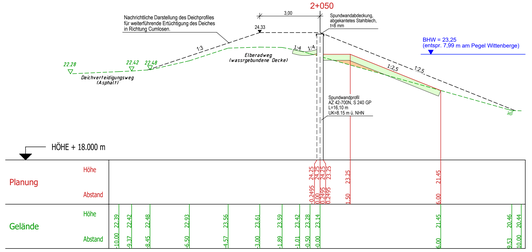

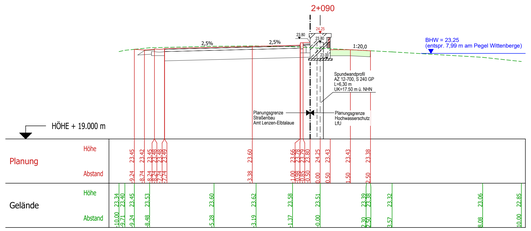

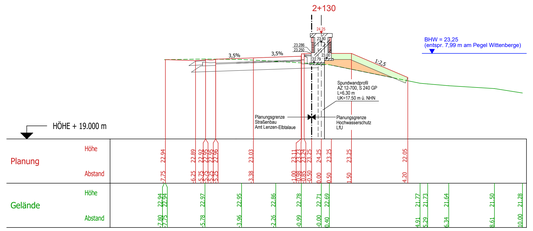

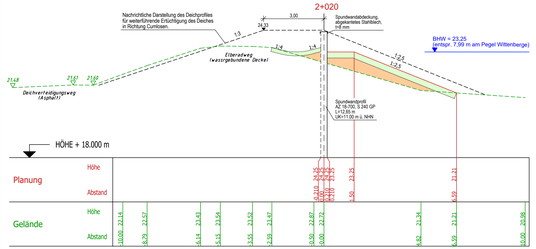

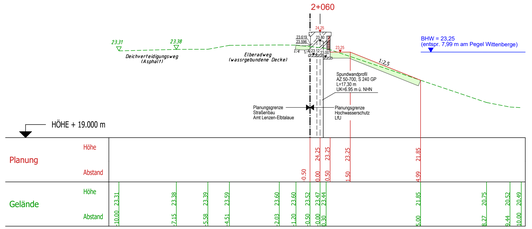

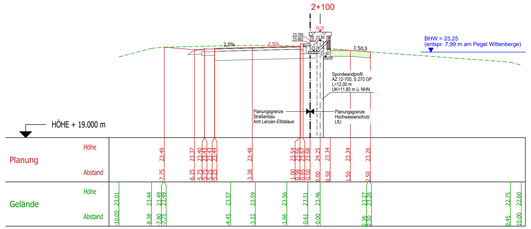

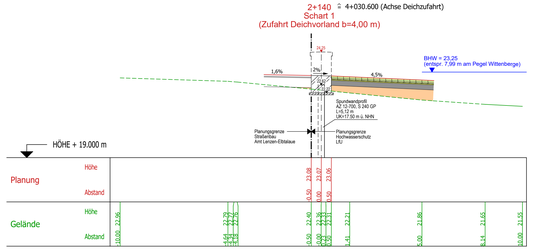

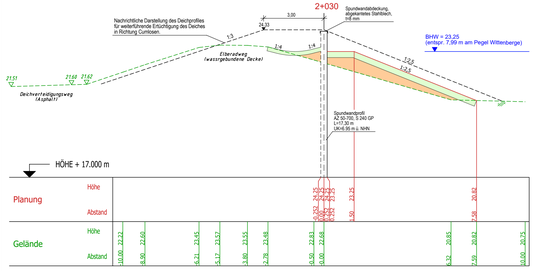

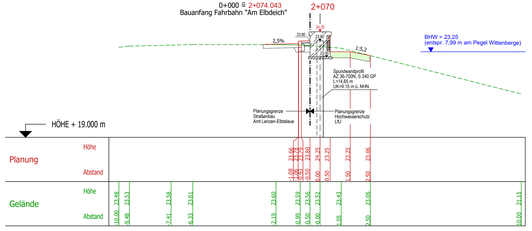

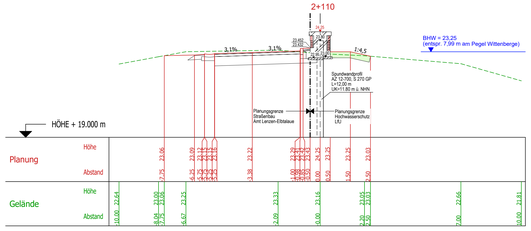

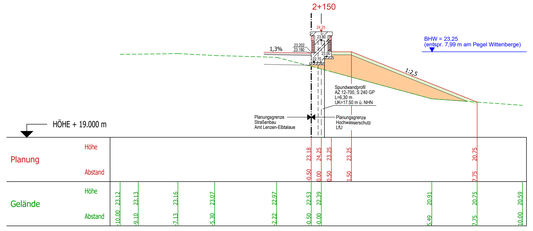

Darstellung der wasserseitigen Klinkerverblendung schematisch. Planung der Abtreppung der Mauerwerksnischen entspr. dem wasserseitigen Bermenverlauf im Zuge der Ausführungsplanung. Darstellung in den Schal- und Mauerwerksplänen.

Blatt 1 2 3 4

Nr.	Art der Änderung	Dat.	bearb.	gez.	Nr.	Art der Änderung	Dat.	bearb.	gez.
1	wasserseitige Klinkerverblendung	23.11.20	Be	Tim.	4				
2					5				
3					6				

Planformat: 1400 / 594

		Datum	Zeichen
Projektbearbeitung INGENIEURBÜRO RAUCHENBERGER GmbH, Dessauer Str. 34, 10823 Wittenberge, Tel. 03877/9019-17, Fax: 03877/9019-18, E-Mail: info@Rauchenbergerwb.De	Proj.-Nr.: 149-TB-24	bearbeitet 28.06.2019 Be	
		gezeichnet 28.06.2019 Mei	
	Plan-Nr.: 9.1/1	geprüft 16.10.2019 Be	
	Höhenanschluss: DHHN 92	gemessen	
	Koordinatensystem: ETRS89	gezeichnet	
	Proj.-Nr.:	geprüft	

LfU Brandenburg
Referat W 21
Hochwasserschutz,
Investiver Wasserbau

Anlage: 9.1
Blatt-Nr.: 1D
Reg.-Nr.:

Hochwasserschutz Ortslage Müggendorf Deich-km 26,690 - 27,231

	Name	Datum	Unterschrift
bearbeitet			
geprüft			

Querprofile
Maßstab: 1 : 100

Entwurfs- und Genehmigungsplanung

Aufgestellt:
LfU Brandenburg
Referat W 21
Hochwasserschutz, Investiver Wasserbau
Seeburger Chaussee 2
14476 Potsdam, OT Groß Glienicke